

Gruppo QUEEN

"QUEEN" bedside complements



Caratteristiche gruppo QUEEN

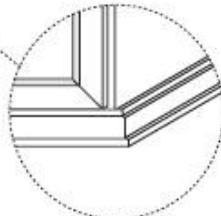
Specifications of "QUEEN" bedside complements



Particolare cornice
zoccolo
Base panel frame
particular

CASSETTI: Guide a scomparsa
con regolazione integrata
nell'aggancio e sistema di chiusura
ammortizzata di serie.

DRAWERS: Sliding guides with incorporated
engagement regulation and soft-closing
system as standard.



Maniglie

Handles

I cassetti del gruppo QUEEN possono utilizzare le seguenti maniglie:
The "QUEEN's" drawers can use the following handles:

DI SERIE

As standard

Maniglia LIRA 64

"LIRA 64" handle

Per comodino e
settimino

For bedside cabinet and
7-drawers chest



Maniglia LIRA 96

"LIRA 96" handle

Per comò

For large drawers chest



A RICHIESTA

On demand

Pomolo ROUND

"ROUND" knob



Pomolo GRID

"GRID" knob



Pomolo IVY

"IVY" knob



Maniglia VENICE

"VENICE" handle



Maniglia FLUTE

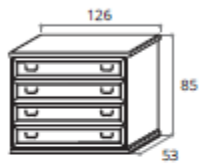
"FLUTE" handle



COMÒ a 4 cassetti

4-large drawers chest

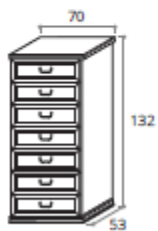
Con cornice zoccolo
With base moulding



SETTIMINO a 7 cassetti

7-drawers chest

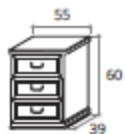
Con cornice zoccolo
With base moulding



COMODINO a 3 cassetti

Bedside cabinet with 3 drawers

Con cornice zoccolo
With base moulding



COMODINO a 1 cassetto e vano a giorno

Bedside cabinet with 1 drawer and open compartment

Con cornice zoccolo
With base moulding

